




JAMES MONROE
WIRE & CABLE CORPORATION

- ETT Traveling Cable
- Hoistway Cable
- Compensating Cable
- Stationary Communications Cable



ELEVATOR CABLES



Elevator Hoistway & Traveling Cables...

Designed for high performance and durability, like all wire and cable products manufactured by the James Monroe Wire and Cable Corporation, our Elevator Cables have become a well known and trusted brand in the North American Elevator Market. Our Elevator Cable products are available throughout the United States and Canada through a network of distributors that are focused on customer service, delivery and competitive prices.

As a specialty and custom cable manufacturer, the James Monroe Wire and Cable Corporation also manufactures custom Elevator Cable products to meet your specifications at reasonable prices and lead times.



Traveling Cable



ETT Traveling Cable 300V Power / Signal, Shielded Pairs & Coax



Application:

For use in Elevator Hoistways in accordance with Article 620 of the NFPA 70 "National Electrical Code"

Features:

- Flexible Copper Conductors
- VW-1 / FT1 Rated
- Steel Core per Mil-W-83420
- Inner / Outer Synthetic Braid
- Optional Shielded Pairs & Coaxial Cable Components

Cable Construction:

- Flexible Bunch Stranded Bare Copper Conductors
- 60°C Flame Retardant Polyvinyl Chloride Insulation
- Flame Retardant PVC Insulated Steel Core per Mil-W-83420
- Inner / Outer Synthetic Braids
- Optional 20AWG Shielded Pairs and Coaxial Components
- Contra-Helically Cabled Layers with Jute Fillers
- Color Coded and Numbered Wire Identification
- 60°C Flame Retardant Polyvinyl Chloride Jacket

Technical Details:

Voltage Rating:	300V
Temperature:	60°C
Conductors:	Bunch Stranded Bare Copper ASTM B 174-71
Insulation:	Flame Retardant Polyvinyl Chloride
Color Code:	Color Coded and Numbered

Approvals:

- (UL) Type ETT
- CSA Type ETT
- CSA AWM
- NEC Compliant

JM Part Number	Size and Number of Components				Cable Diameter		Weight		Hanging Maximum		Steel Core		
	14AWG (2.08mm ²)	18AWG (.82mm ²)	20AWG PR Shielded Pair	Coax	Fiber	inches	mm	Lbs/MFt	kg/km	feet	meters	inches	mm
Power / Signal, Shielded Pair & Coax Composite ETT Traveling Cable 300V													
TCS414	4	-----	-----	-----	-----	0.56"	14.4	182	271	900	274	3/32	2.4
TCS814	8	-----	-----	-----	-----	0.68"	17.3	300	446	900	274	1/8	3.2
TCS1514	15	-----	-----	-----	-----	0.91"	23.1	493	734	900	274	1/8	3.2
TCS618	-----	6	-----	-----	-----	0.49"	12.4	124	185	900	274	3/32	2.4
TCS1018	-----	10	-----	-----	-----	0.56"	14.2	195	290	861	262	3/32	2.4
TCS2018	-----	20	-----	-----	-----	0.71"	18.2	314	467	804	245	3/32	2.4
TCS3018	-----	30	-----	-----	-----	0.82"	20.8	436	649	900	274	1/8	3.2
TCS4018	-----	40	-----	-----	-----	0.92"	23.4	513	763	874	266	1/8	3.2
TCS4518	-----	45	-----	-----	-----	0.93"	23.6	576	857	900	274	1/8	3.2
TCS7518SPL	-----	75	-----	-----	-----	1.19"	30.2	906	1348	773	236	1/8	3.2
TCSC20	-----	14	3	-----	-----	0.94"	24.0	438	652	612	187	3/32	2.4
TCSC27	4	21	1	-----	-----	0.95"	24.1	529	787	900	274	5/32	4.0
TCSC37	4	31	1	-----	-----	1.15"	29.2	745	1109	900	274	5/32	4.0
TCSC44	14	24	3	-----	-----	1.33"	33.8	929	1382	753	230	5/32	4.0
TCSC45D	4	31	5	-----	-----	1.27"	32.3	931	1385	776	237	5/32	4.0
TCSC48LO	4	30	7	-----	-----	1.22"	31.1	836	1244	838	255	3/16	4.8
TCSC48HI	4	30	7	-----	-----	1.22"	31.1	836	1244	838	255	3/16	4.8
TCSC51	4	45	1	-----	-----	1.16"	29.5	833	1240	878	268	5/32	4.0
TCSC56	6	48	1	-----	-----	1.24"	31.5	878	1307	826	252	5/32	4.0
TCSC58HI	4	40	7	-----	-----	1.48"	37.6	1103	1641	622	190	5/32	4.0
TCSC58LO	4	40	7	-----	-----	1.48"	37.6	1103	1641	622	190	5/32	4.0
TCSC59	4	49	3	-----	-----	1.22"	31.0	666	991	791	241	5/32	4.0
TCSC60	7	27	13	-----	-----	1.52"	38.6	883	1314	900	274	1/4	6.4

Traveling Cable



ETT Traveling Cable 300V Power / Signal, Shielded Pairs & Coax



Application:

For use in Elevator Hoistways in accordance with Article 620 of the NFPA 70 "National Electrical Code"

Features:

Flexible Copper Conductors
 VW-1 / FT1 Rated
 Steel Core per Mil-W-83420
 Inner / Outer Synthetic Braid
 Optional Shielded Pairs & Coaxial Cable Components

Cable Construction:

Flexible Bunch Stranded Bare Copper Conductors
 60°C Flame Retardant Polyvinyl Chloride Insulation
 Flame Retardant PVC Insulated Steel Core per Mil-W-83420
 Inner / Outer Synthetic Braids
 Optional 20AWG Shielded Pairs and Coaxial Components
 Contra-Helically Cabled Layers with Jute Fillers
 Color Coded and Numbered Wire Identification
 60°C Flame Retardant Polyvinyl Chloride Jacket

Technical Details:

Voltage Rating: 300V
 Temperature: 60°C
 Conductors: Bunch Stranded Bare Copper
 ASTM B 174-71
 Flame Retardant Polyvinyl Chloride
 Color Coded and Numbered
 Insulation:
 Color Code:

Approvals:

(UL) Type ETT
 CSA Type ETT
 CSA AWM
 NEC Compliant

JM Part Number	Size and Number of Components				Cable Diameter		Weight		Hanging Maximum		Steel Core OD		
	14AWG (2.08mm ²)	18AWG (.82mm ²)	20AWG PR Shielded Pair	Coax	Fiber	inches	mm	Lbs/MFt	kg/km	feet	meters	inches	mm
Power / Signal, Shielded Pair & Coax Composite ETT Traveling Cable 300V													
TCSC64	22	30	6	-----	-----	1.61"	40.9	1425	2120	900	274	1/4	6.4
TCSC74	20	38	8	-----	-----	1.50"	38.1	1478	2199	491	150	5/32	4.0
TCSC75	4	69	1	-----	-----	1.34"	34.0	1090	1622	663	202	5/32	4.0
TCSC81	8	59	7	-----	-----	1.55"	39.4	1340	1994	524	160	5/32	4.0
TCSC90	6	80	2	-----	-----	1.47"	37.3	1355	2016	555	169	5/32	4.0
TCSC94	12	70	6	-----	-----	1.65"	41.9	1613	2400	900	274	1/4	6.4
TCSC96	-----	86	5	-----	-----	1.42"	36.1	1213	1805	576	176	5/32	4.0
TCSX05	3	-----	-----	2	-----	1.09"	27.7	549	817	900	274	5/32	4.0
TCSX14	-----	-----	6	2	-----	1.10"	27.9	583	868	900	274	5/32	4.0
TCSX28	-----	-----	13	2	-----	1.34"	34.0	903	1344	776	237	5/32	4.0
TCSX36	17	-----	8	3	-----	1.61"	40.8	1419	2112	900	274	1/4	6.4
TCSX48LO	6	25	8	1	-----	1.48"	25.9	1132	1684	900	274	1/4	6.4
TCSX53	4	45	1	2	-----	1.25"	31.7	754	1122	711	217	5/32	4.0
TCSX57	4	40	6	1	-----	1.50"	38.1	1104	1643	612	187	5/32	4.0
TCSX61	7	27	13	1	-----	1.64"	41.6	1385	2061	900	274	1/4	6.4
TCSX77	4	69	1	2	-----	1.48"	37.6	1141	1698	532	162	5/32	4.0
TCSX77S	4	60	6	1	-----	1.51"	38.4	1392	2071	900	274	1/4	6.4
TCSX750	20	38	8	1	-----	1.54"	39.1	1590	2366	900	274	1/4	6.4
TCSXF33	5	14	4	2	4	1.32"	33.5	892	1327	784	239	5/32	4.0
TCSCC0420SH	-----	-----	4	-----	-----	0.81"	20.5	324	482	900	274	1/8	3.2
TCSCC0618SH	-----	-----	6	-----	-----	0.91"	23.1	450	670	900	274	5/32	4.0
TCSCC0620SH	-----	-----	6	-----	-----	0.83"	1.2	382	21.1	900	274	1/8	3.2
TCSCC0820SH	-----	-----	8	-----	-----	1.02"	25.9	547	814	900	274	5/32	4.0

Traveling Cable



ETT Traveling Cable 300V Power / Signal & Shielded Pairs



Application:

For use in Elevator Hoistways in accordance with Article 620 of the NFPA 70 "National Electrical Code"

Features:

Flexible Copper Conductors
VW-1 / FT1 Rated
Jute Core & Overall Synthetic Braid
Optional Shielded Pairs

Cable Construction:

Flexible Bunch Stranded Bare Copper Conductors
60°C Flame Retardant Polyvinyl Chloride Insulation
Jute Core & Overall Synthetic Braid
Optional 20AWG Shielded Pairs
Contra-Helically Cabled Layers with Jute Fillers
Color Coded and Numbered Wire Identification
60°C Flame Retardant Polyvinyl Chloride Jacket

Technical Details:

Voltage Rating:	300V
Temperature:	60°C
Conductors:	Bunch Stranded Bare Copper ASTM B 174-71
Insulation:	Flame Retardant Polyvinyl Chloride
Color Code:	Color Coded and Numbered


Approvals:

(UL) Type ETT
CSA Type ETT
NEC Compliant

JM Part Number	Size and Number of Components				Cable Diameter		Weight		
	14AWG (2.08mm ²)	18AWG (.82mm ²)	20AWG Shielded Pair	Coax	Fiber	inches	mm	Lbs/Mft	kg/km
Power/Signal, Shielded Pair & Coax Composite ETT Traveling Cable 300V									
TCJ0414	4	-----	-----	-----	-----	0.48"	12.2	132	196
TCJ0618SPL	-----	6	-----	-----	-----	0.43"	10.9	96	143
TCJ1018	-----	10	-----	-----	-----	0.54"	13.7	163	243
TCJ1618	-----	16	-----	-----	-----	0.64"	16.3	219	326
TCJ2018	-----	20	-----	-----	-----	0.71"	18.0	295	439
TCJ2418	-----	24	-----	-----	-----	0.73"	18.5	304	452
TCJ3018	-----	30	-----	-----	-----	0.83"	21.0	386	574
TCJ4018	-----	40	-----	-----	-----	0.92"	23.4	475	707
TCJC27	3	20	2	-----	-----	0.92"	23.4	489	728
TCJC33SPL	3	22	4	-----	-----	1.23"	31.2	707	1052
TCJC37	4	31	1	-----	-----	1.15"	29.2	700	1042
TCJC38W	12	18	4	-----	-----	1.22"	31.0	814	1211
TCJC45	4	39	1	-----	-----	0.99"	25.1	639	951
TCJC45D	4	31	5	-----	-----	1.27"	32.4	853	1269
TCJC51	4	45	1	-----	-----	1.20"	30.5	757	1126
TCJC55D	4	41	5	-----	-----	1.39"	35.3	917	1364
TCJC57	6	45	3	-----	-----	1.39"	35.3	943	1403
TCJC59	4	49	3	-----	-----	1.27"	32.2	912	1357
TCJC60	4	54	1	-----	-----	1.26"	32.0	785	1168
TCJC66	4	56	3	-----	-----	1.33"	33.8	945	1406
TCJC73	6	61	3	-----	-----	1.41"	35.8	1076	1601
TCJC76	-----	66	5	-----	-----	1.42"	36.1	1017	1513
TCJC79SPL	7	64	4	-----	-----	1.45"	36.8	1165	1734
TCJC86	4	76	3	-----	-----	1.42"	36.2	1134	1687
TCJC96	-----	86	5	-----	-----	1.42"	36.1	1180	1756

Hoistway Cable

600V Unjacketed Hoistway Cable Power / Signal, Shielded Pairs & Coax



Application:

For use in Elevator Hoistways in accordance with Article 620 of the NFPA 70 "National Electrical Code"

Features:

Flexible Copper Conductors
Flame Retardant PVC; VW-1 & FT1 Rated
Optional 20AWG Shielded Pairs and Coaxial Cables
Stratified Synthetic Binders

Cable Construction:

Flexible Bunch Stranded Bare Copper Conductors
Flame Retardant Polyvinyl Chloride Insulation
Optional 20AWG Shielded Pairs and Coaxial Cables
Contra-Helically Cabled Layers
Color Coded and Numbered Wire Identification
Cable is Unjacketed

Technical Details:

Voltage Rating:	600V/300V
Temperature:	60°C
Conductors:	Bare Copper Bunch Stranded ASTM B 174-71
Insulation:	60°C Flame Retardant Polyvinyl Chloride
Color Code:	Color Coded and numbered

Approvals:

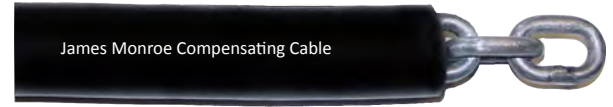
(UL) Hoistway Cable
CSA Hoistway Cable
NEC Compliant

JM Part Number	Size and Number of Components				Coax	Fiber	Cable Diameter		Weight	
	14AWG (2.08mm ²)	18AWG (.82mm ²)	20AWG Shielded Pair	18AWG Shielded Pair			inches	mm	Lbs/MFt	kg/km
Power/Signal, Shielded Pair & Coax Composite Unjacketed Hoistway Cable 600V										
HC0314	3	-----	-----	-----	-----	-----	0.29"	7.4	59	88
HC0418	-----	4	-----	-----	-----	-----	0.25"	6.4	39	58
HC0718	-----	7	-----	-----	-----	-----	0.32"	8.1	68	101
HC0814SPL	8	-----	-----	-----	-----	-----	0.45"	11.4	158	228
HC1018	-----	10	-----	-----	-----	-----	0.42"	10.7	97	144
HC1218	-----	12	-----	-----	-----	-----	0.46"	11.7	119	177
HC1414	14	-----	-----	-----	-----	-----	0.60"	15.2	222	330
HC1418	-----	14	-----	-----	-----	-----	0.46"	11.7	135	201
HC1618	-----	16	-----	-----	-----	-----	0.53"	13.5	165	245
HC1918	-----	19	-----	-----	-----	-----	0.53"	13.5	184	274
HC2108SPL	-----	21	-----	-----	-----	-----	0.65"	16.5	215	320
HC2418	-----	24	-----	-----	-----	-----	0.63"	16.0	232	345
HC3018	-----	30	-----	-----	-----	-----	0.67"	17.1	291	433
HC3718	-----	37	-----	-----	-----	-----	0.74"	18.7	358	533
HC4218	-----	42	-----	-----	-----	-----	0.84"	21.3	407	606
HC6118	-----	61	-----	-----	-----	-----	0.95"	24.0	591	879
HCC39	4	35	-----	-----	-----	-----	0.82"	20.7	418	622
HCC42	14	24	2	-----	-----	-----	0.96"	24.4	599	891
HCC48LO	6	25	8	-----	1	-----	0.87"	22.0	588	875
HCC49	4	45	-----	-----	-----	-----	0.92"	23.4	515	766
HCC57	4	40	6	-----	1	-----	1.05"	26.7	606	902
HCC62	4	58	-----	-----	-----	-----	1.02"	25.9	641	954
HCC71	6	61	2	-----	-----	-----	1.14"	28.9	786	1170

Compensating Cable

Application:

Reduces sway and provides a dampening effect for smooth operation at temperature ranges from -15C to 60C. Acceptable for use in the US where elevator rated speeds are less than 700 ft/min (3.56m/sec)



Cable Construction:

Low carbon, electrically welded proof coil chain.
 Inner insulation of pressure extruded PVC
 Outer jacket of pressure extruded PVC

JM Part Number	Chain Trade Size		Nominal Cable Diameter		Maximum Hang Length		Rec. Nominal Loop Width		Approximate Cable Weight	
	inches	mm	inches	mm	feet	meters	inches	mm	Lbs/ft	kg/m
JMC-C-18775	3/16	4.8	1.000	25.4	600	183	24	610	0.75	1.1
JMC-C-18710	3/16	4.8	1.250	31.8	600	183	24	610	1.00	1.5
JMC-C-25015	1/4	6.4	1.415	35.9	600	183	24	610	1.50	2.2
JMC-C-25020	5/16	7.9	1.650	41.9	600	183	26	660	2.00	3.0
JMC-C-31225	5/16	7.9	1.925	48.9	600	183	27	686	2.50	3.7
JMC-C-31230	5/16	7.9	2.250	57.2	600	183	27	686	3.00	4.5

Stationary Communications Cable

20 AWG Shielded Pairs
 80C 300V

Stationary, Shielded Paired Cables For Audio / Data Communications
 UL Listed, CSA Certified, NEC / CEC Compliant



Application:

Reduces sway and provides a dampening effect for smooth operation at temperature ranges from -15C to 60C. Acceptable for use in the US where elevator rated speeds are less than 700 ft/min (3.56m/sec)

Sample Print:

** = Number of Pairs
 E67179 **/PR 20 AWG TYPE CL2 75C SHIELDED (UL) OR
 AWM 2464 80C 300V LL41103 CSA AWM I/II A/B 80C 300V FT4

Color Codes:

Single Pair Cable
 (CC1X20SH Only)

Pair 1: Red and White
 Multi-Pair Cables
 (CC2X20SH thru CC15X20SH)

Pair 1: Black and Red
 Pair 2: Black and White
 Pair 3: Black and Green
 Pair 4: Black and Blue
 Pair 5: Black and Yellow
 Pair 6: Black and Brown
 Pair 7: Black and Orange
 Pair 8: Red and White

Pair 9: Red and Green
 Pair 10: Red and Blue
 Pair 11: Red and Yellow
 Pair 12: Red and Brown
 Pair 13: Red and Orange
 Pair 14: Green and White
 Pair 15: Green and Blue

Cable Construction:

Flexible, Stranded Bare Copper Conductors
 PVC Insulation
 Cabled with Drain Wire and Overall Foil Shield
 Gray PVC Jacket

Technical Details:

AC Voltage: 300V
 Temperature: 80C

Approvals:

UL Type CL2
 UL Style 2464
 CSA AWM, I/II A/B FT4

Liberty Electrical Part Number	JM Part Number	No. of Pairs	Nominal Cable Diameter		Approx. Cable Weight	
			inches	mm	Lbs/MFt	kg/km
CC1X20SH	JM53313	1	0.191	4.9	22	33
CC2X20SH	JM50925	2	0.223	5.7	34	51
CC3X20SH	JM50912	3	0.297	7.5	50	74
CC4X20SH	JM53314	4	0.330	8.4	66	98
CC6X20SH	JM50913	6	0.394	10.0	91	135
CC9X20SH	JM50914	9	0.459	11.7	130	193
CC12X20SH	JM51059	12	0.517	13.1	165	246
CC15X20SH	JM50915	15	0.606	15.4	222	330

ELEVATOR CABLE DISTRIBUTORS

New York: 800-901-3140
Liberty Electrical & Elevator Supply
T: 800-901-3140 / 718-482-8341 F: 718-482-8453

California: 800-266-0908
Consolidated Electrical Distributors
T: 800-266-0908 / 562-490-0900 F: 562-427-8429

Dallas/Ft Worth: 800-266-0908
Consolidated Electrical Distributors
T: 800-266-0908 / 562-490-0900 F: 562-427-8429

Chicago: 800-598-2444
Parts Specialist Inc.
T: 800-598-2444 / 708-371-2444 F: 708-371-2477

Toronto: 888-457-2885
Top Floor Elevator Store
T: 888-457-2885 / 416-757-2885 F: 416-757-2880



JAMES MONROE
WIRE & CABLE CORPORATION

800-316-8877 / 978-368-0131

Specializing in wire and cable for over thirty - five years.
www.jamesmonroewire.com

JAMES MONROE W&C COMPENSATING CABLE

